

Product Overview

This product is manufactured from a synthetic polyester or nylon yarn which is plated to give electrical conductivity over the surface of the fibre and then woven in a traditional way so as to produce a conductive cloth. The cloth is then slit and wrapped over a soft polyether polyurethane foam core in a range of profiles and results in an economically priced conformable conductive gasket strip suitable for many applications.

Applications

The versatility of Conductive Fabric Over Foam and the huge variety of profiles available makes the product suitable for a wide range of applications where full EMC screening is required between component parts especially in high cycling and wiping applications and where low compression and excellent abrasion resistance are considerations. Typical applications include

- Cabinet doors
- Panel gaskets
- Grounding contacts
- Card cage gaskets
- Connector and IO gaskets

Availability

Profiles are available in 2100mm lengths with some obtainable in continuous length. Depending on the profile the product can be

- Cut to length
- Die cut to form fabricated gaskets
- Notched for 90 degree fabrication
- Mitred
- Supplied with clip on and edge mounting or with self-adhesive backing
- Have fire resistant properties to UL94VO.
- Compression between 10% and 70%

Design Considerations

- Whilst a limited dust seal can be achieved, additional environmental sealing, if needed, is required
- Consideration must be given to compression forces and corrosion compatibility

- Consider the minimum land area on die cut parts, we would suggest that it is equal to the thickness of the material.

Production Capability

Kemtron holds large stocks of Conductive Fabric Over Foam profiles, which can be supplied to customers off the shelf or die or kiss cut or fabricated to their requirements. Gasket fabrication is a routine feature of our work enabling us to produce economic gaskets by maximising material usage, using a range of in-house cutting and stamping equipment, which is suitable for prototype, short and medium production runs, up to commercial quantities.

Notice

Information supplied in these data sheets is based on independent and laboratory tests which Kemtron believes to be reliable. Kemtron has no control over the design of customer's product which incorporates Kemtron's products, therefore it is the responsibility of the user to determine the suitability for his particular application and we recommend that the user make his own test to determine suitability. The product described in this data sheet shall be of standard quality, however the products are sold without warranty of fitness for a particular purpose, either expressed or implied, except to the extent expressly stated on Kemtron's invoice, quotation or order acknowledgement. Kemtron does not warrant that products described in this data sheet will be free of conflict with existing or future patents of third parties. All risks of lack of fitness, patent infringement and the like are assumed by the user.

Ordering Information

E xx	X	X	X	XXXXX
Profile	Foam	Fabric	Finishing / Attachment System	Length

Profile Guide

Select from list

Foam

1 =	UL94HB
5 =	UL94VO Bromine Free
6 =	UL94VO
7 =	UL94VO Recognised soft foam under the component program of Underwriters Laboratories Inc. In specified claddings and thicknesses

Fabric

3 =	Nickel/Copper C70	(Polyester Woven)
4 =	Nickel/Copper C12	(Polyester Ripstop)
9 =	Silver C2	(Nylon Ripstop)

Finishing / Attachment System

- =	No pressure sensitive adhesive
E =	Die cut
N =	Narrow tape
H =	High shear PSA
C =	PSA in the centre
P =	PSA on inside leg
Z =	Wide release liner
2Z / 2T / 2H =	2 rows PSA on the same side
A =	PSA on adjacent side
B =	PSA on back side
T =	PSA
L =	PSA on lead edge or opposite seam side
W =	Wide PSA
K =	Kiss cut + PSA
D =	Conductive PSA for mechanical reasons

Length

In inches; 00000 if continuous

Example

08400 =	84"
04800 =	48"

Fabric	Nickel/Copper C12 (Polyester Woven)	Nickel /Copper C70 (Polyester Ripstop)	Silver C2 (Nylon Ripstop)
Shielding Effectiveness Mil DTL83528C 20MHz to 10GHz Test Gasket 6.4mm x9.5mm	97.4dB	96dB	95dB
Surface Resistivity ASTM F390 Modified	0.02Ω _□	0.066Ω _□	0.05Ω _□
Abrasion Resistance ASTM D 3886	1,000,000	800,000	800,000
	Cycles	Cycles	Cycles
Contact Resistance Schlegel LP-3001 1Kg load at 25.4mm	0.08Ω	0.11Ω	<1.0
Compression set 70°C at 50% compression for 22 Hours	<5%	<5%	<5%

*special minimum order quantity may apply

Profile Guide

Rectangular Sections

Height (mm)	Width (mm)	Profile Code	Height (mm)	Width (mm)	Profile Code
0.5	4.0	E83	3.0	16.0	ES6
0.5	5.0	E59	3.0	25.4	E44*
0.5	6.0	ES1	3.0	40.9	EC6*
0.5	7.0	E88	3.0	43.0	ED5*
0.5	10.0	E91	3.2	6.4	E70
0.5	15.0	EU1	3.2	9.5	EQ1
0.5	17.0	ES2	3.2	9.5	E62
0.5	22.5	ET8	3.2	12.7	E28
1.0	3.0	E37	3.2	17.5	EM7*
1.0	4.0	E03	3.2	19.0	EN9*
1.0	5.0	E12	3.2	20.2	EM9*
1.0	7.0	E06	3.3	4.8	E74
1.0	10.0	E11	3.7	21.0	E65
1.0	11.0	ET3	4.0	4.0	EB4
1.0	13.0	E99	4.0	8.0	EP6
1.0	13.6	ET4	4.0	10.0	EN1
1.0	15.0	EJ6*	4.0	15.0	E78
1.0	16.0	ET5	4.6	41.3	E47*
1.0	18.0	E39	5.0	5.5	EN2
1.0	25.4	E29	5.0	8.0	E73
1.0	41.3	EC5*	5.0	9.0	EJ7
1.2	8.0	E97*	5.0	12.0	ES7
1.5	3.8	EN6	5.0	14.5	EP2
1.5	5.0	ED9	5.1	5.1	E14
1.5	7.0	E61	5.1	6.4	EP8
1.5	10.0	EG2	5.5	10.0	EN3
1.5	14.0	EB5	6.0	6.0	E79
1.5	16.2	ET7	6.0	6.5	EN4
1.5	27.0	EA8*	6.0	8.0	EJ4
2.0	2.5	EU2	6.0	25.4	ES8
2.0	3.0	EU4	6.2	22.0	ES9
2.0	4.0	E81	6.2	28.5	ET1
2.0	7.0	E77	6.4	9.5	E66
2.0	7.5	EC7*	6.4	12.7	E25
2.0	10.0	E08	6.4	41.3	EG9*
2.0	12.7	E24	6.5	10.0	EN5
2.0	17.5	ED3	6.5	14.5	EP3
2.0	18.0	EN8	7.0	7.0	EP9
2.0	19.0	EG7*	7.5	15.0	E05*
2.0	21.0	E58	8.0	8.0	EG8
2.0	22.0	EH4*	9.5	9.5	E63
2.0	28.6	E09*	9.5	12.7	E68
2.0	41.3	E07*	9.5	20.0	E84*
2.0	60.0	E30*	9.5	25.4	E20*
3.0	2.0	EU5	10.0	10.0	EP5*
3.0	3.0	E18	11.5	10.5	E80
3.0	4.0	E01	15.9	25.4	E75*
3.0	5.0	EM8	17.0	17.0	E49*
3.0	7.0	ES5	25.0	20.0	E36*

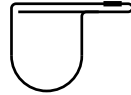
*special minimum order quantity may apply

Profile Guide

Wedge



E60
 3.3mm x 13.2mm
 .130" x .402"



EA7*
 11.4mm x 16.0mm
 .448" x .630"



E52*
 4.0mm x 8.2mm
 .157" x .324"



UC301612*
 11.1mm x 33.3mm
 .436" x 1.313"

Self-Mounting



E93*
 2.5mm x 8.4mm
 .100" x .330"



EB9
 3.7mm x 6.5mm
 .145" x .256"



E86*
 18.8mm x 9.7mm
 .740" x .380"

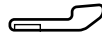


E27*
 16.2mm x 5.8mm
 .638" x .230"

Knife Edge



E96
 2.7mm x 8.0mm
 .106" x .315"



E67
 2.7mm x 11.3mm
 .106" x .445"



EH6*
 2.7mm x 11.3mm
 .106" x .445"



E31
 2.7mm x 11.3mm
 .106" x .445"



E19*
 6.4mm x 19.1mm
 .250" x .750"

L Shape



EA2*
 3.8mm x 10.2mm
 .150" x .400"



ED2*
 5.0mm x 8.5mm
 .197" x .335"
































E13*
 5.5mm x 12.0mm
 .217" x .472"



E48*
 7.9mm x 18.6mm
 .312" x .731"

Profile Guide

Bell Shaped			Round		
					
EU7 2.5mm x 7.6mm .098" x .300"	ET2 3.0mm x 8.00mm .118" x .315"		E69* 2.5mm diameter .098" diameter		
T-Shape					
					
ED4* 3.9mm x 6.0mm .152" x .235"	ED1* 4.0mm x 6.2mm .157" x .244"	EA9 4.0mm x 6.2mm .157" x .244"	EJ2 4.0mm x 6.2mm .157" x .244"	EQ2* 4.8mm x 6.4mm .190" x .250"	E41* 5.1mm x 4.8mm .200" x .190"
					
E53* 7.6mm x 6.9mm .300" x .272"	EH8* 10.0mm x 10.0mm .395" x .395"				
D-Shape					
					
E17 1.5mm x 3.8mm .060" x .150"	ET6 1.5mm x 6.4mm .059" x .250"	EG6* 1.8mm x 4.6mm .070" x .180"	ES3 2.0mm x 6.0mm .079" x .236"	EP1 2.0mm x 8.0mm .079" x .315"	EJ8 2.0mm x 10.0mm .079" x .394"
					
EK4 2.0mm x 12.7mm .079" x .500"	E51 2.0mm x 17.1mm .080" x .675"	EH2 2.0mm x 17.2mm .080" x .675"	E57 2.3mm x 2.3mm .090" x .090"	E45 2.3mm x 3.9mm .090" x .155"	EJ9 2.3mm x 10.0mm .090" x .394"
					
EK5 2.3mm x 12.7mm .090" x .500"	ED7 2.3mm x 12.7mm .090" x .500"	ES4 2.5mm x 6.4mm .100" x .250"	ET9 2.5mm x 7.6mm .100" x .300"	EU8 2.5mm x 8.0mm .100" x .315"	EK1 2.7mm x 10.0mm .106" x .394"

*special minimum order quantity may apply

Profile Guide

D-Shape



EK6
 2.7mm x 12.7mm
 .106" x .500"



E87
 2.8mm x 9.7mm
 .100" x .380"



EJ5
 3.0mm x 12.7mm
 .118" x .500"



EA3
 3.1mm x 3.8mm
 .120" x .150"



EA1
 3.1mm x 6.4mm
 .120" x .250"



E26
 3.1mm x 9.1mm
 .120" x .360"



EK2
 3.3mm x 10.0mm
 .130" x .394"



EK7
 3.3mm x 12.7mm
 .130" x .500"



EM6
 3.5mm x 9.5mm
 .140" x .375"



E90
 3.6mm x 6.4mm
 .140" x .250"



EG4
 3.8mm x 3.8mm
 .150" x .150"



EK3
 3.8mm x 10.0mm
 .150" x .394"



EK8
 3.8mm x 12.7mm
 .150" x .500"



EA5
 4.0mm x 6.0mm
 .156" x .236"



E35
 4.0mm x 7.4mm
 .156" x .292"



E43*
 4.0mm x 7.4mm
 .156" x .292"



EH1
 4.0mm x 12.7mm
 .157" x .500"



EH7
 4.0mm x 12.7mm
 .157" x .500"



EM3*
 4.0mm x 12.7mm
 .157" x .500"



E50*
 4.3mm x 9.7mm
 .170" x .380"



EM5
 4.3mm x 9.7mm
 .170" x .380"



E64*
 4.7mm x 12.2mm
 .185" x .480"



EB1*
 4.7mm x 12.2mm
 .185" x .480"



E04
 4.8mm x 7.6mm
 .189" x .300"



E50*
 5.0mm x 17.2mm
 .197" x .675"



EM2*
 5.0mm x 17.2mm
 .197" x .675"



EJ1
 5.5mm x 12.7mm
 .217" x .500"



E10
 6.4mm x 9.5mm
 .250" x .375"



EA6*
 6.4mm x 9.5mm
 .250" x .375"



EP4
 8.4mm x 10.0mm
 .335" x .394"



EH5
 9.53mm x 12.7mm
 .375" x .500"

*special minimum order quantity may apply

Profile Guide

C-Fold



E56*
6.1mm x 7.4mm
.240" x .292"



EB6*
6.1mm x 7.4mm
.240" x .292"



E21
6.4mm x 5.9mm
.250" x .234"



EC3
6.4mm x 7.1mm
.250" x .280"



EH3
8.0mm x 8.0mm
.315" x .315"



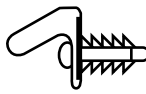
EG3*
9.8mm x 10.7mm
.385" x .420"



EM4*
9.8mm x 10.7mm
.385" x .420"



E98
9.8mm x 10.7mm
.385" x .420"



E98 Riveted*
9.8mm x 10.7mm
.385" x .420"



EH9*
9.8mm x 10.7mm
.385" x .420"



E55*
9.8mm x 12.2mm
.385" x .480"



E40
10.0mm x 10.9mm
.385" x .430"



ED8*
11.4mm x 16.0mm
.448" x .630"



E85
11.8mm x 10.7mm
.465" x .420"



EP7
11.8mm x 10.7mm
.465" x .420"



E32
17.1mm x 14.7mm
.675" x .580"



ED8*
18.0mm x 14.2mm
.710" x .560"



E85
23.9mm x 14.0mm
.940" x .550"

C-Fold



EC2*
9.0mm x 11.0mm
.354" x .433"



EG5
9.5mm x 12.7mm
.374" x .500"